

WALDWICK

PUBLIC SCHOOLS

2018 – 2019 BUDGET REPORT

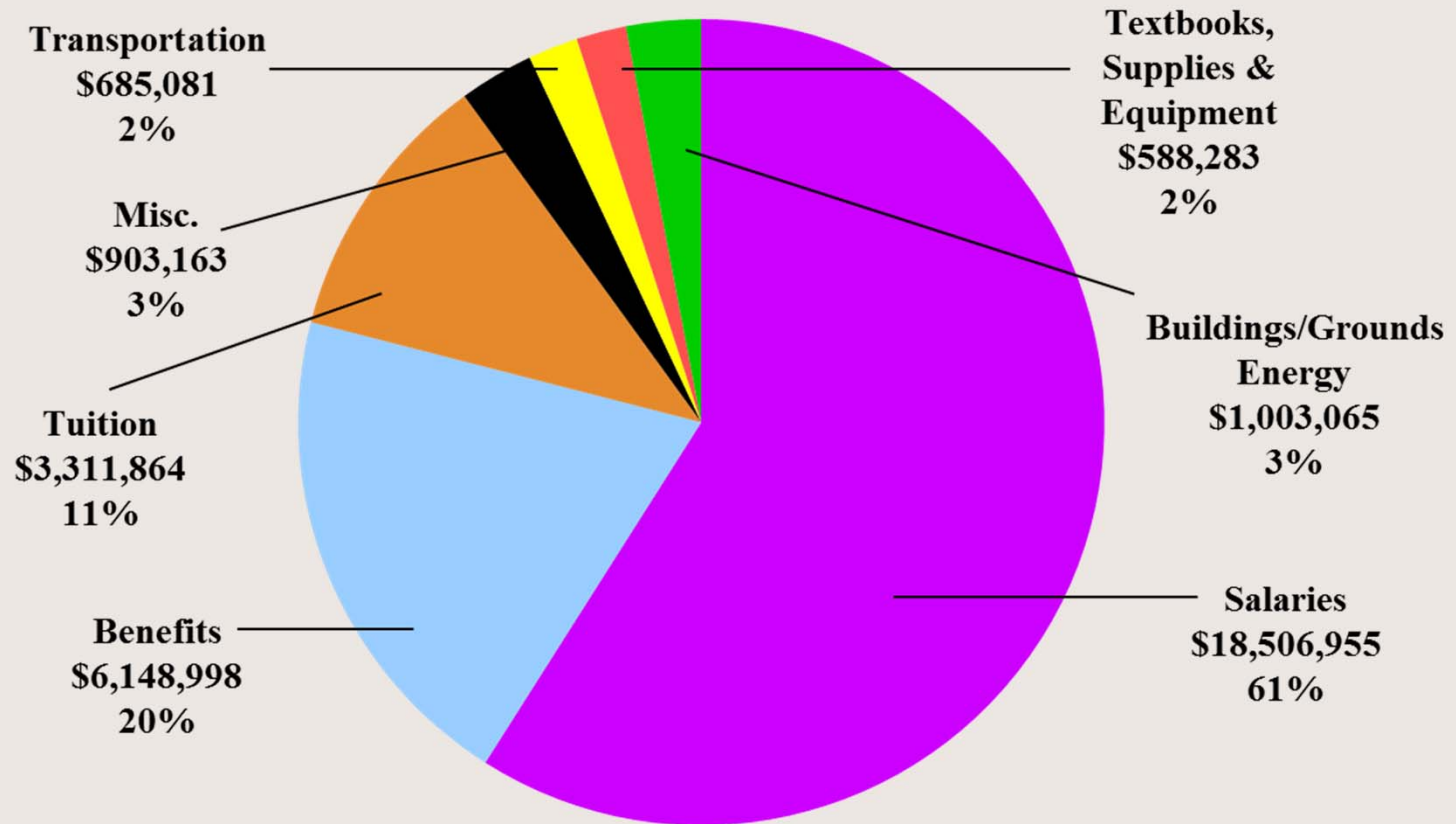
ANNUAL



BUDGET

APRIL 30, 2018

Waldwick Board of Education Current Expense Breakdown



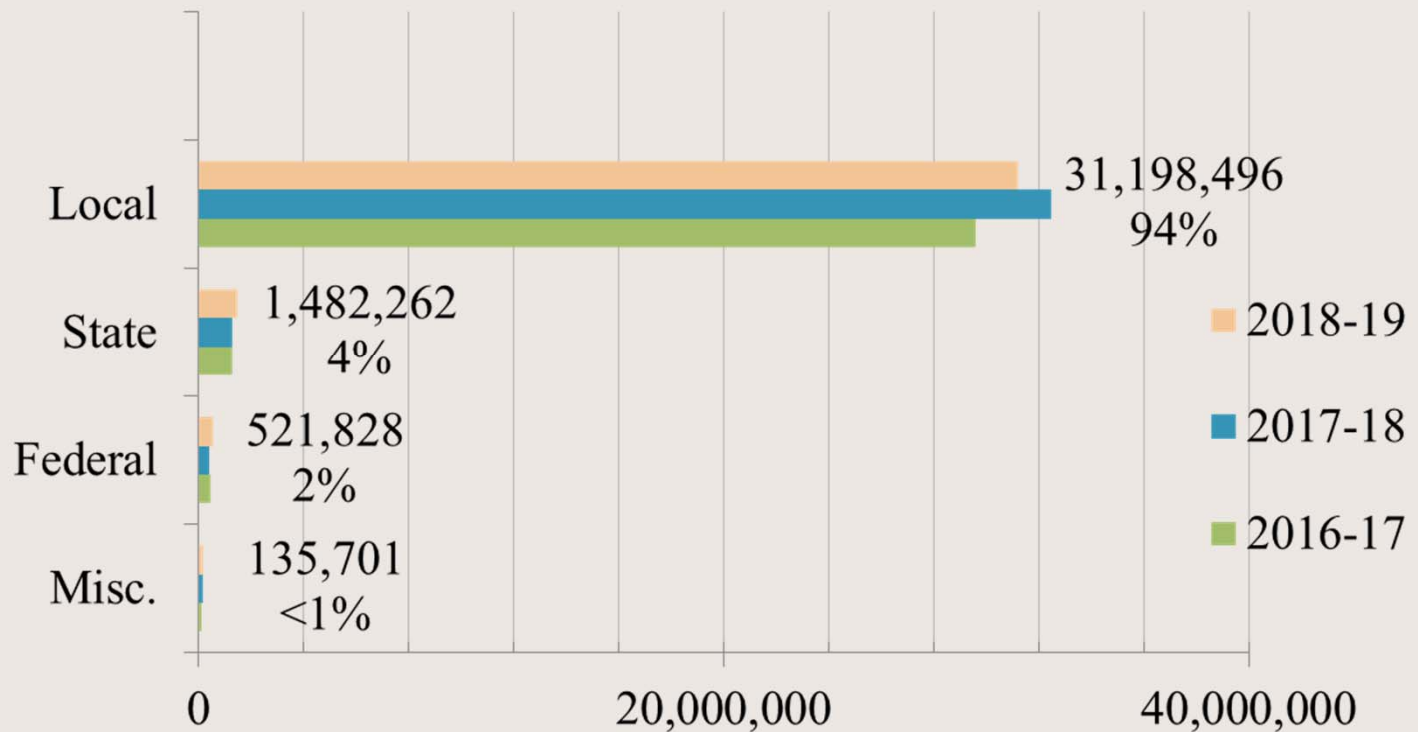
FUND – REVENUE SOURCES

	2017-2018	2018-2019	\$	%
			INCR/DECR	INCR/DECR
LOCAL TAX LEVY	28,773,818	29,660,211	886,393	3.08%
BUDGETED FUND BALANCE	984,172	842,385	(141,787)	-14.41%
STATE FUNDING*	1,208,852	1,320,225	111,373	9.21%
MISC	133,181	135,701	2,520	1.89%
TOTAL GENERAL FUND	31,100,023	31,958,522	858,499	2.76%
SPECIAL REVENUE	536,501	683,865	147,364	37.47%
DEBT SERVICE-LOCAL	693,800	695,900	2,100	.30%
TOTAL BUDGET	32,330,324	33,338,287	1,007,963	3.12%
CAPITAL RESERVE WITHDRAWAL:	2,002,800		(2,002,800)	-100.00%
TOTAL BUDGET:	34,333,124	33,338,287	-994,837	-2.90%
TOTAL LOCAL TAX LEVY (A+B)	29,467,618	30,356,111	888,493	3.02%

*State Aid is actually \$30,028 less since the State now requires districts to budget an expenditure for an "Assessment for Debt Service on SDA funding".

Sources of Funding

2016-17, 2017-18 and 2018-19



TOTAL 2016-2017: \$31,401,503

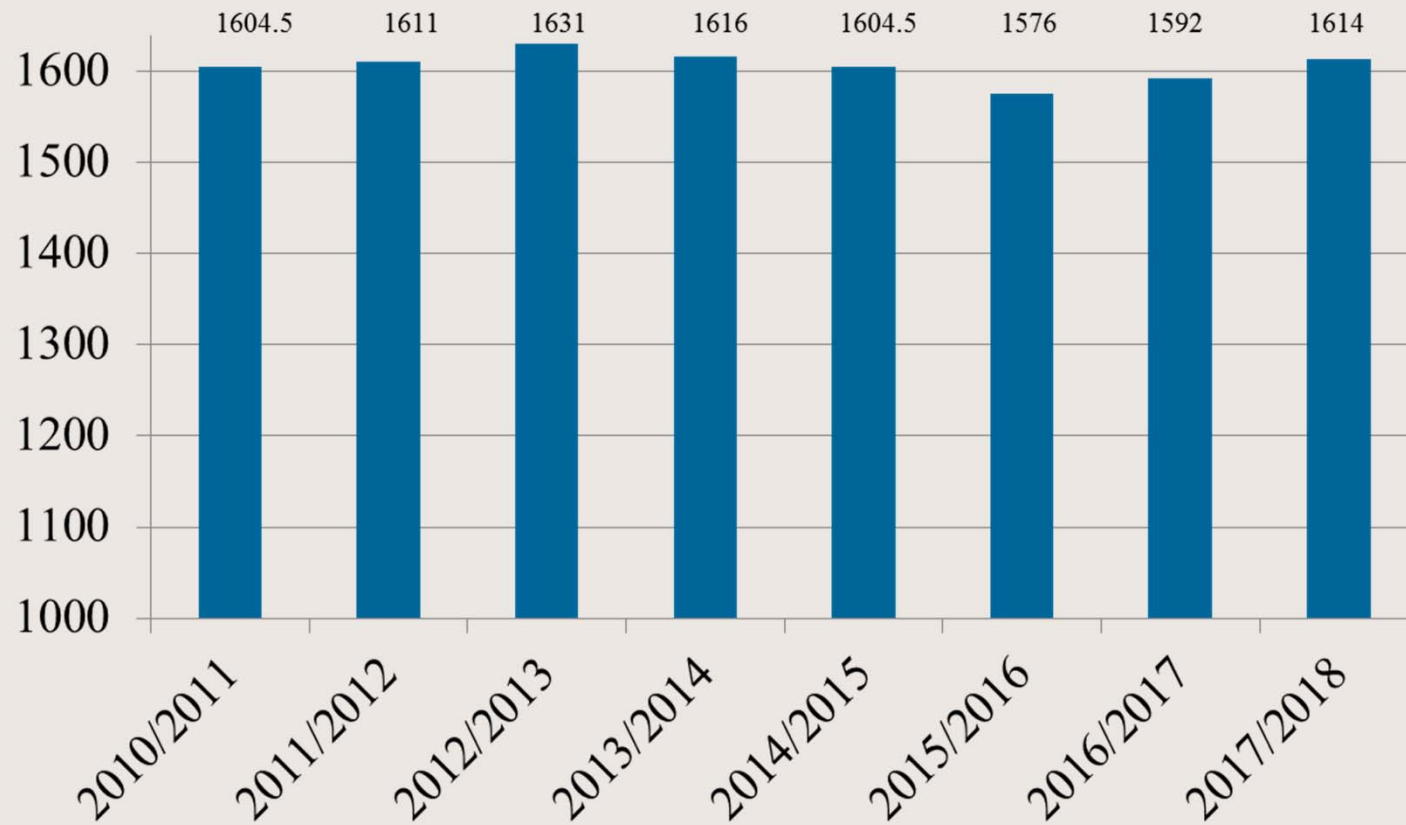
TOTAL 2017-2018: \$34,333,124

TOTAL 2018-2019: \$33,338,287

LOCAL TAX IMPACT

School Year	\$ Increase	Average Valuation	% Increase Budget
2018-2019	\$119	\$417,600	3.02%
2017-2018	\$179	\$416,000	2.71%
2016-2017	\$105	\$416,000	2.48%
2015-2016	\$208	\$416,000	1.71%
2014-2015	\$224	\$416,000	3.80%
2013-2014	\$139	\$416,000	-.81%
2012-2013	\$128	\$416,000	5.89%
2011-2012	\$183	\$416,000	2.51%


Total Enrollment 2010 - 2018



Helping to control costs:

SHARED SERVICES

- **Bergen County – Sharing County Owned Equipment**
- Bergen County DPW – Vehicle repair/maintenance service
- Allendale/Borough of Waldwick Lightning Detection System
- Region I Special Education
- Region I Special and Non-Public Transportation
- NESBIG Insurance
- ACES – Electric and Gas
- Garbage collection/recycling
- Traphagen field maintenance
- Fuel purchasing
- Provide borough recreation facilities
- Indoor and outdoor facilities usage and custodial staffing
- Midland Park Athletics
- Purchasing - Educational Data Services
- Health Benefits
- Sharing of Equipment with Borough
- Elections
- Bergen County Improvement Authority
- Bergen County Cooperative Purchasing Programs
- Middlesex Regional Educational Services Commission
Cooperative Purchasing Program
- Hunterdon County Educational Services Commission
Cooperative Purchasing Program



State Aid

FULL FORMULA = \$1,402,404

UNDERFUNDING: \$334,117

YEAR	STATE AID AMOUNT	\$ INCREASE/ DECREASE	% INCREASE/ DECREASE
2007-08	1,400,945	40,804	3%
2008-09	1,402,404	1,459	0%
2009-10	1,402,404	0	0%
2010-11	130,028	(1,272,376)	-91%
2011-12	639,590	509,562	392%
2012-13	820,201	180,611	28%
2013-14	820,201	0	0%
2014-15	852,641	32,440	4%
2015-16	852,641	0	0%
2016-17	872,471	19,830	2%
2017-18	956,914	84,443	10%
2018-19	\$1,068,287	111,373	12%





WALDWICK PUBLIC SCHOOLS
CAPITAL/EXPENSE PROJECTS
2018-2019

- Security Cameras - District Wide
- Traphagen Building 11 Lease Purchase
Payment

WALDWICK PUBLIC SCHOOLS
HIGH SCHOOL/MIDDLE SCHOOL
TURF FIELD

July 2017 -- Turf field replaced
Cost of \$439,896

2018-2019 Budget – First yearly \$50,000
Capital Reserve Deposit for eventual
replacement of turf field

Yearly Professional Maintenance & G-Max Testing = \$4,500
Also regular grooming performed by District staff
as per manufacturer recommended schedule



WALDWICK PUBLIC SCHOOLS TURF FIELD PAYMENTS BY REC GROUPS

		<u>REVENUE/FIELD LIGHT EXPENSE</u>					
		2013-14	2014-15	2015-16	2016-17	2017-18	Total
Warriors Soccer Club (a)		3,165	2,835	2,490	2,295	5,905	16,690
Waldwick Soccer		6,330	6,150	6,030	6,450	6,105	31,065
Waldwick Soccer Mens		675	630	660	645	720	3,330
Waldwick Jr Football/Cheerleading		2,385	2,310	2,355	2,715	4,950	14,715
Waldwick/Warriors Lacrosse (a)		2,400	1,680	2,985	1,920	2,170	11,155
Total Payments by Turf using Rec groups		14,955	13,605	14,520	14,025	19,850	76,955
Field Light expense		10,802	12,193	11,503	10,521	8,401 (b)	53,420
	Net	4,153	1,412	3,017	3,504	11,449	23,535
						District light usage (estimate 10%)	5,342
						Five year net revenue from Rec. groups	28,877

(a) Group includes non-Waldwick residents.

(b) Estimated Partial year thru March 26, 2018

WALDWICK PUBLIC SCHOOLS 2018-2019

Supervisor Restructuring:

Reduce from 5 Supervisors of Instruction to 2
and a Director of Athletics

Staffing Additions:

.5 Behaviorist
.5 Special Education Teacher
2 ABA Trained Aides

Continuation of 1:1 Chromebook Initiative at the
High School/Middle School - Expansion of 1:1 to 6th Grade



ADDITIONAL SPENDING PROPOSAL - \$625,000

\$163 for one year for average house assessed at \$417,600

- New Exterior Doors at Crescent and Select High School Doors
- Reconfiguration of Traphagen Main Office Entrance
- Installation of access control on HS/MS, Traphagen and Crescent Exterior Doors
- Installation of 3M shatterproof film on select windows and doors – all three campuses