

**WALDWICK**

**PUBLIC SCHOOLS**

2022 – 2023 BUDGET REPORT

**ANNUAL**



**BUDGET**

MAY 9, 2022

# FUND – REVENUE SOURCES

	2021-2022	2022-2023	\$ INCR/(DECR)	% INCR/(DECR)
LOCAL TAX LEVY (A)	31,586,347	31,873,783	287,436	.91%
BUDGETED FUND BAL. – SURPLUS	1,455,114	1,384,103	(71,011)	-4.88%
STATE FUNDING/AID (X)	2,496,100	2,885,498	389,398	15.60%
MISC	148,130	140,500	(7,630)	-5.15%
<b>TOTAL GENERAL FUND</b>	<b>35,685,691</b>	<b>36,283,884</b>	<b>598,193</b>	<b>1.68%</b>
SPECIAL REVENUE – FED & STATE	791,148	730,746	(60,402)	-7.63%
LOCAL TAX LEVY – DEBT SERVICE (B)	662,500	1,227,379	564,879	85.26%
STATE DEBT SERVICE AID	0	259,716	259,716	
W/D FROM CAPITAL RESERVE	0	2,000,000	2,000,000	
<b>TOTAL BUDGET</b>	<b>37,139,339</b>	<b>40,501,725</b>	<b>3,362,386</b>	<b>9.05%</b>
<b>TOTAL LOCAL TAX LEVY (A+B)</b>	<b>32,248,847</b>	<b>33,101,162</b>	<b>852,315</b>	<b>2.64%</b>

(X) State Aid is actually \$30,028 less since State now requires districts to budget an expenditure for an “Assessment for Debt Service on SDA funding”.

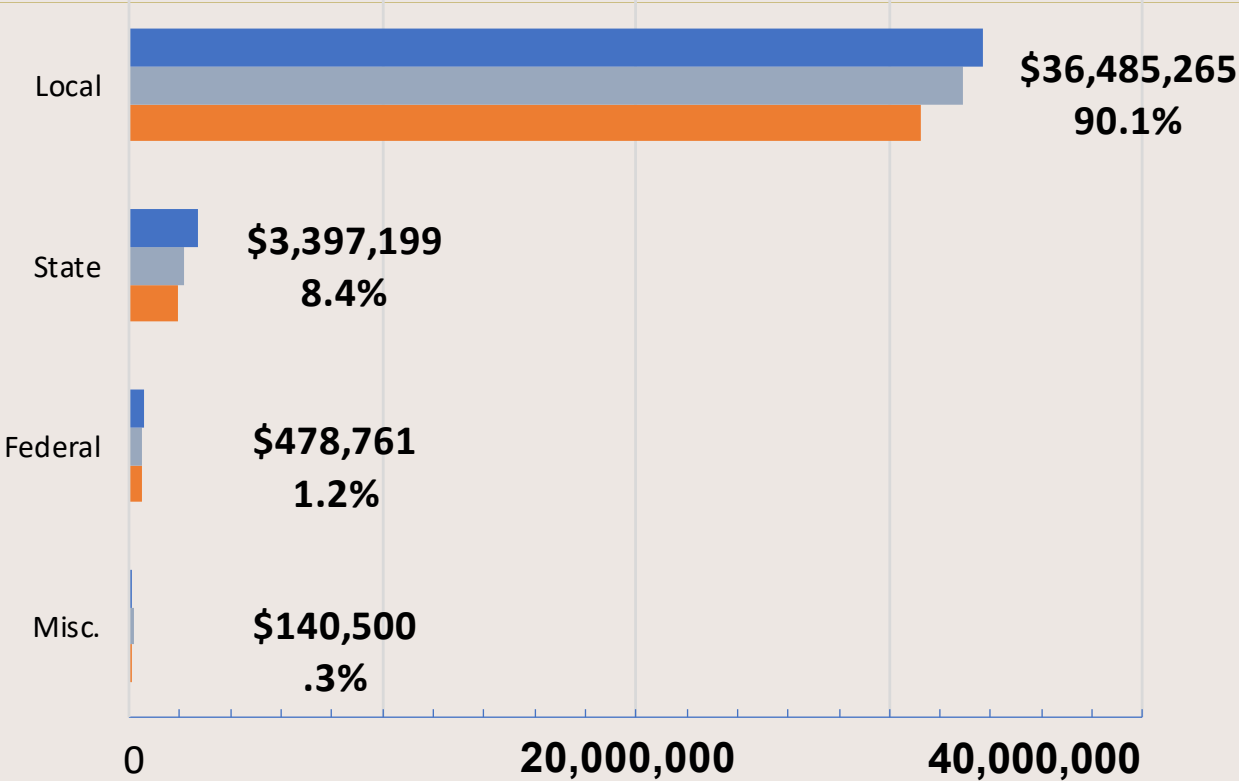
# GENERAL FUND LOCAL TAX IMPACT

School Year	\$ Increase	Average Valuation	% Increase Budget
2022-2023	\$88	\$422,765	.91%
2021-2022	\$139	\$421,080	2.00%
2020-2021 (a)	\$174	\$420,085	2.20%
2019-2020 (a)	\$189	\$418,132	2.02%
2018-2019	\$121	\$417,600	3.02%
2017-2018	\$208	\$416,000	2.71%

(a) excluding \$625,000 second question

# Sources of Funding

## 2020-21, 2021-22 and 2022-23



**TOTAL: 2020-2021: \$35,771,015** \*Revised August 2020  
**TOTAL: 2021-2022: \$37,139,339**  
**TOTAL: 2022-2023: \$40,501,725**

# State Aid

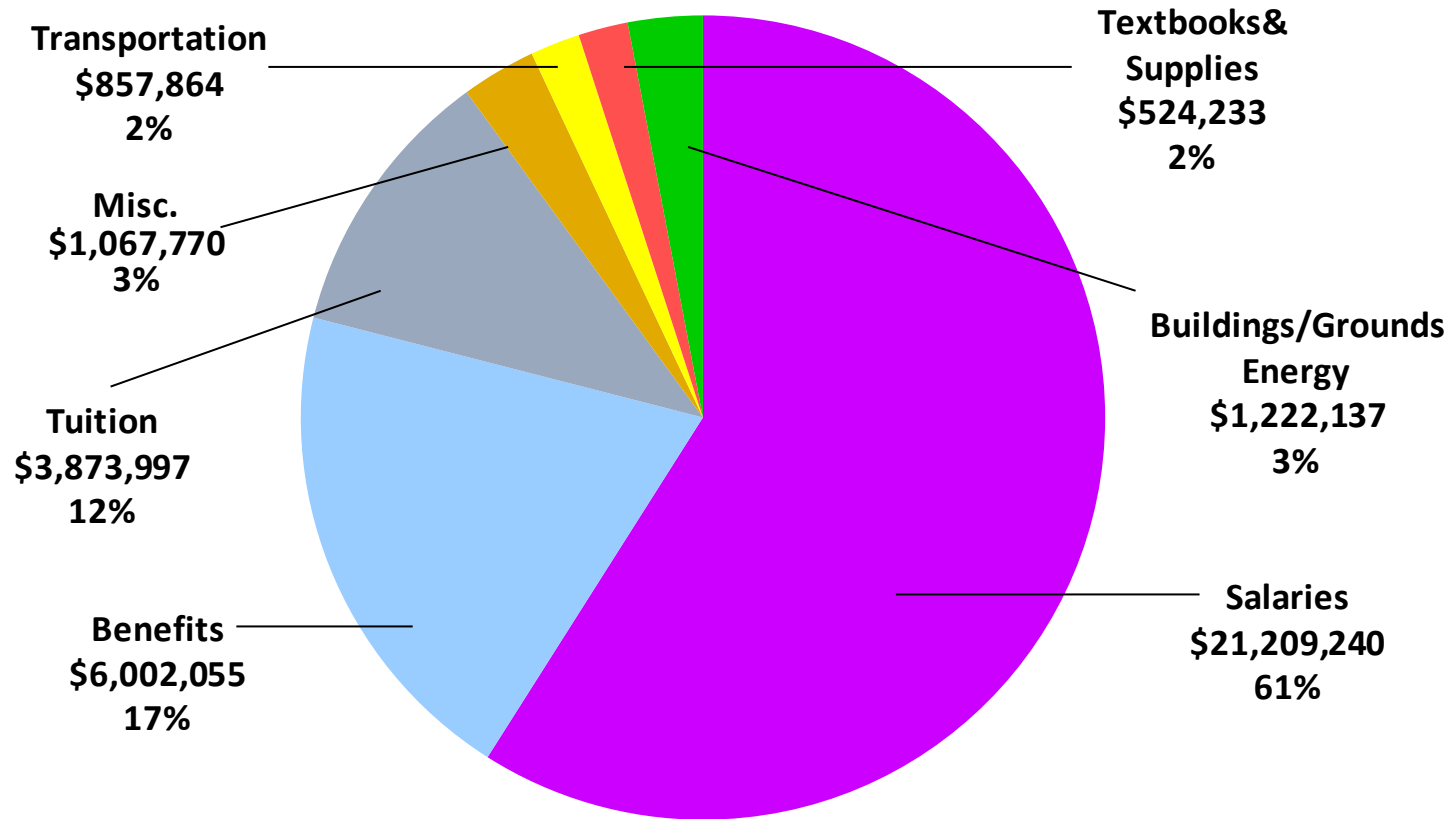
**FULL FORMULA = \$2,952,150**

**UNDERFUNDING: \$318,590**

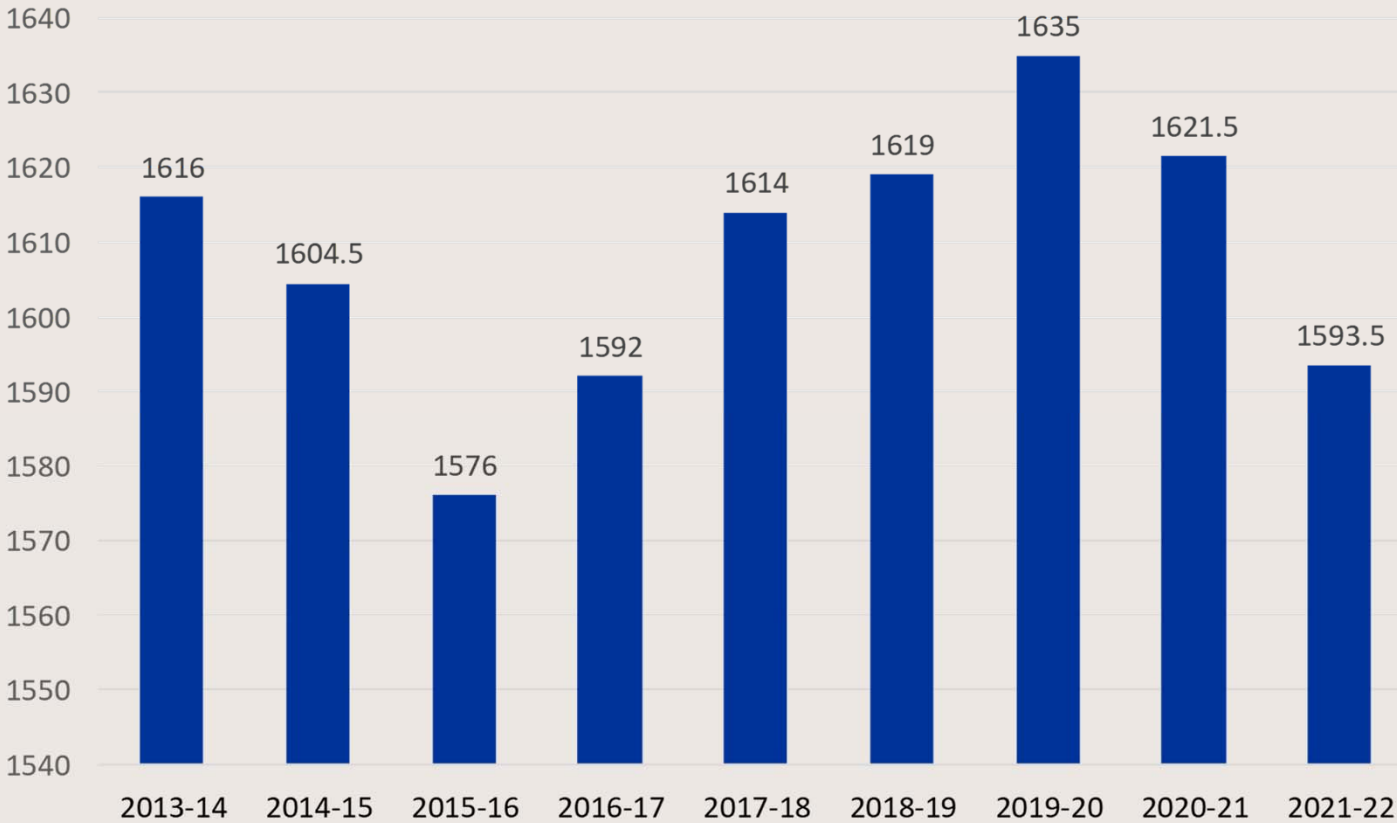
<b>YEAR</b>	<b>STATE AID AMOUNT</b>	<b>\$ INCREASE/ (DECREASE)</b>	<b>% INCREASE/ (DECREASE)</b>
2010-11	130,028	(1,272,376)	-91%
2011-12	639,590	509,562	392%
2012-13	820,201	180,611	28%
2013-14	820,201	0	0%
2014-15	852,641	32,440	4%
2015-16	852,641	0	0%
2016-17	872,471	19,830	2%
2017-18	956,914	84,443	10%
2018-19 (revised)	1,505,806	548,892	57%
2019-20	1,612,445	106,639	7%
2020-21	1,675,736	63,291	4%
2021-22	2,244,162	568,426	34%
2022-23	2,633,560	389,398	17%



# Waldwick Board of Education Current Expense Breakdown




# Total Enrollment 2013-2022



Helping to control costs:

# SHARED SERVICES

- Bergen County – Sharing County Owned Equipment
- Bergen County DPW – Vehicle repair/maintenance service
- Allendale/Borough of Waldwick Lightning Detection System
- Region I Special Education
- Region I Special and Non-Public Transportation
- NESBIG Insurance
- Garbage collection/recycling
- Traphagen field maintenance
- Fuel purchasing
- Provide borough recreation facilities
- Indoor and outdoor facilities usage and custodial staffing
- Midland Park Athletics
- Purchasing - Educational Data Services
- Health Benefits
- Sharing of Equipment with Borough
- Elections
- Bergen County Improvement Authority
- Bergen County Cooperative Purchasing Programs
- Middlesex Regional Educational Services Commission Cooperative Purchasing Program
- Hunterdon County Educational Services Commission Cooperative Purchasing Program





# WALDWICK PUBLIC SCHOOLS HIGH SCHOOL/MIDDLE SCHOOL TURF FIELD

**July 2017 — Turf field replaced**

**Cost of \$439,896**

**2022-2023 Budget — Fifth yearly \$50,000**

**Total of \$250,000**

**Capital Reserve Deposit for eventual  
replacement of turf field**

Yearly Professional Maintenance & G-Max Testing = \$4,500

Also regular grooming performed by District staff  
as per manufacturer recommended schedule





# **WALDWICK PUBLIC SCHOOLS LONG TERM FACILITIES PLAN CAPITAL RESERVE USAGE**

---

- **Hopper Field**
  - **Turf**
  - **Lights**
  - **Bleachers**
  - **Parking**
  - **Bathrooms**
- **HS/MS Roof Replacement**
- **Replacement HS Field Turf**
- **Crescent Boiler**
- **Crescent APR Air Conditioning**
- **Baseball Bleachers**
- **Traphagen Parking Lot Paving**
- **MS/HS Paving Lots**
- **ABA Program Spaces**
- **Special Education Space**
- **Drainage at Traphagen**
- **Maintenance Garage**



# WALDWICK PUBLIC SCHOOLS

## 2022-2023

---

### **STAFFING INCREASE:**

**PRE-K ABA TEACHER**

**K-2 ABA TEACHER**

**.2 SPEECH THERAPIST**

**.5 BEHAVIORIST**

**HS SPECIAL EDUCATION TEACHER**

**8<sup>TH</sup>-9<sup>TH</sup> GRADE TRANSITIONAL GUIDANCE COUNSELOR**